

EXPLORING OVERLOOKED EQUITY GAPS

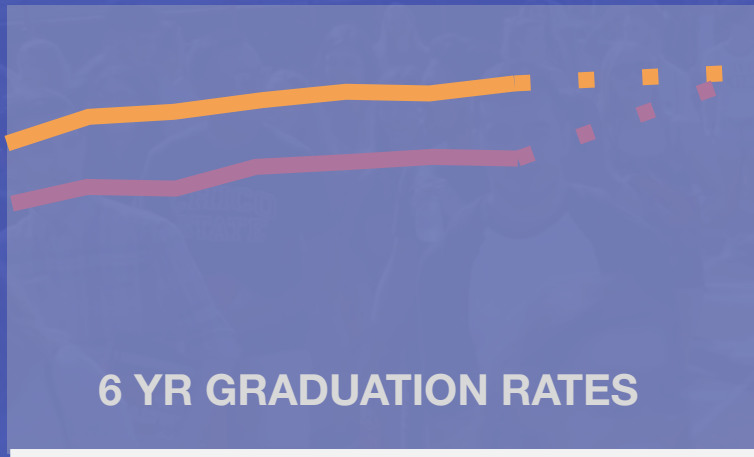
in Persistence & Graduation Rates

Elka-Anne Lacno-Musngi

Student Success Initiatives, Research and Innovation
CSU, Office of the Chancellor

GA 2025

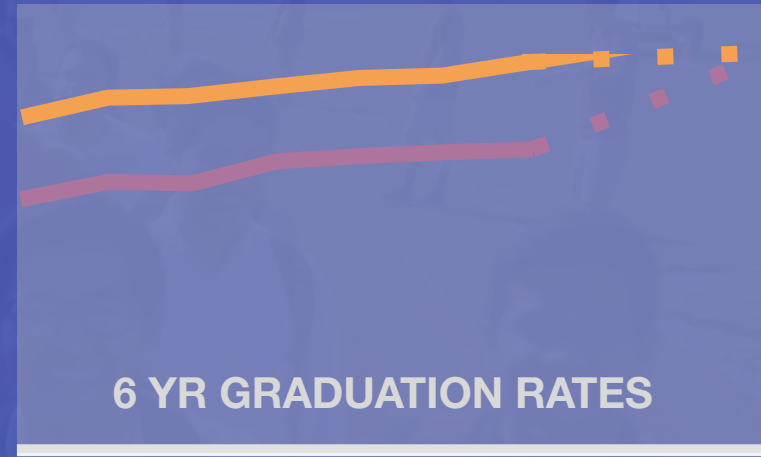
ELIMINATION OF EQUITY GAPS



2009-2015

2019-2025

Pell Recipients



2009-2015

2019-2025

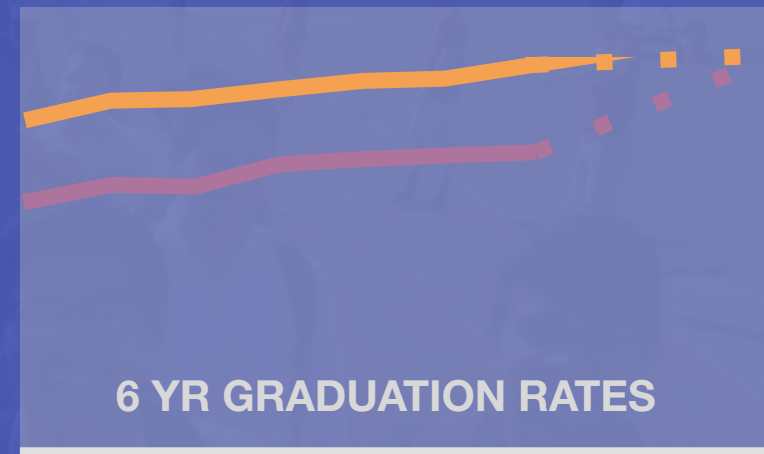
Underrepresented Minority (URM)

GI 2025

ELIMINATION OF EQUITY GAPS

2021 data: The gaps have widened

The GI 2025 defined URM and Non-URM group mask performances of other subgroups



2009-2015

2019-2025

Underrepresented Minority

CAN WE EXPLORE THE INTERSECTION OF THESE GROUPS?

RACE/
ETHNICITY

PELL RECEIPT
STATUS

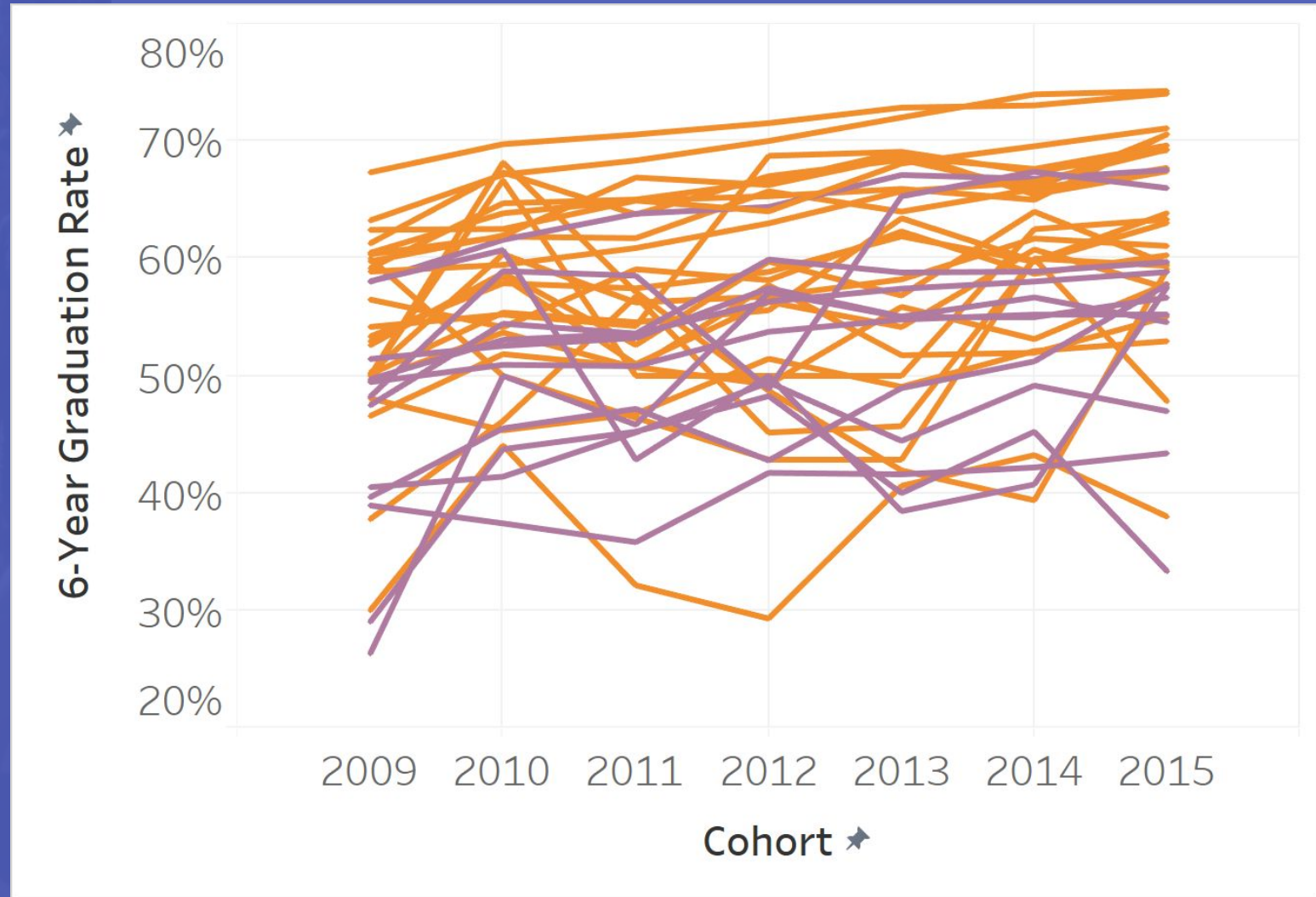
FIRST GENERATION
STATUS

GENDER

GRADUATION & PERSISTENCE

NOTE: 6-yr graduation data for 2015 cohort are preliminary

First-time Student 6-Year Graduation Rate

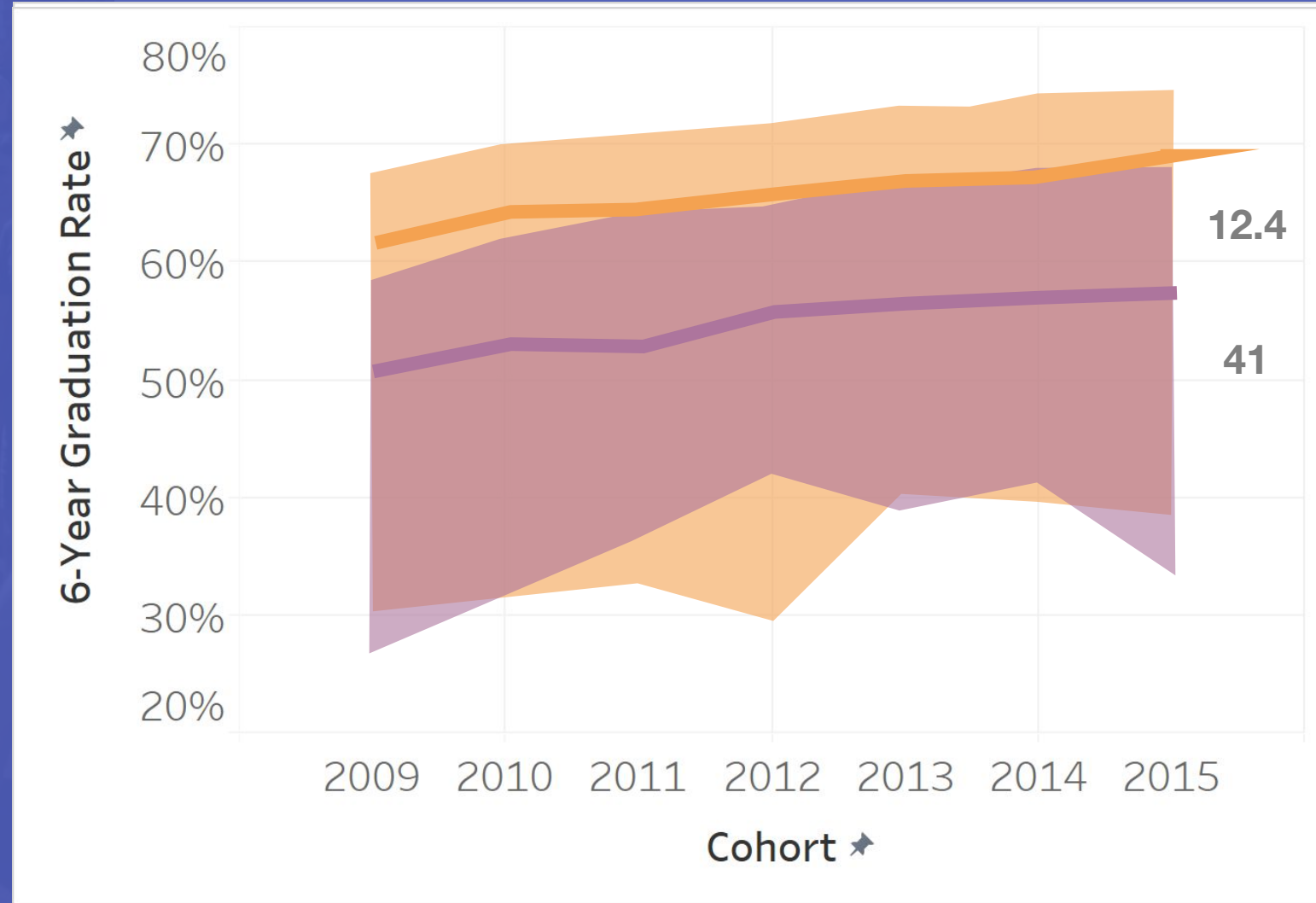


Underrepresented Minority

Non-Underrepresented Minority

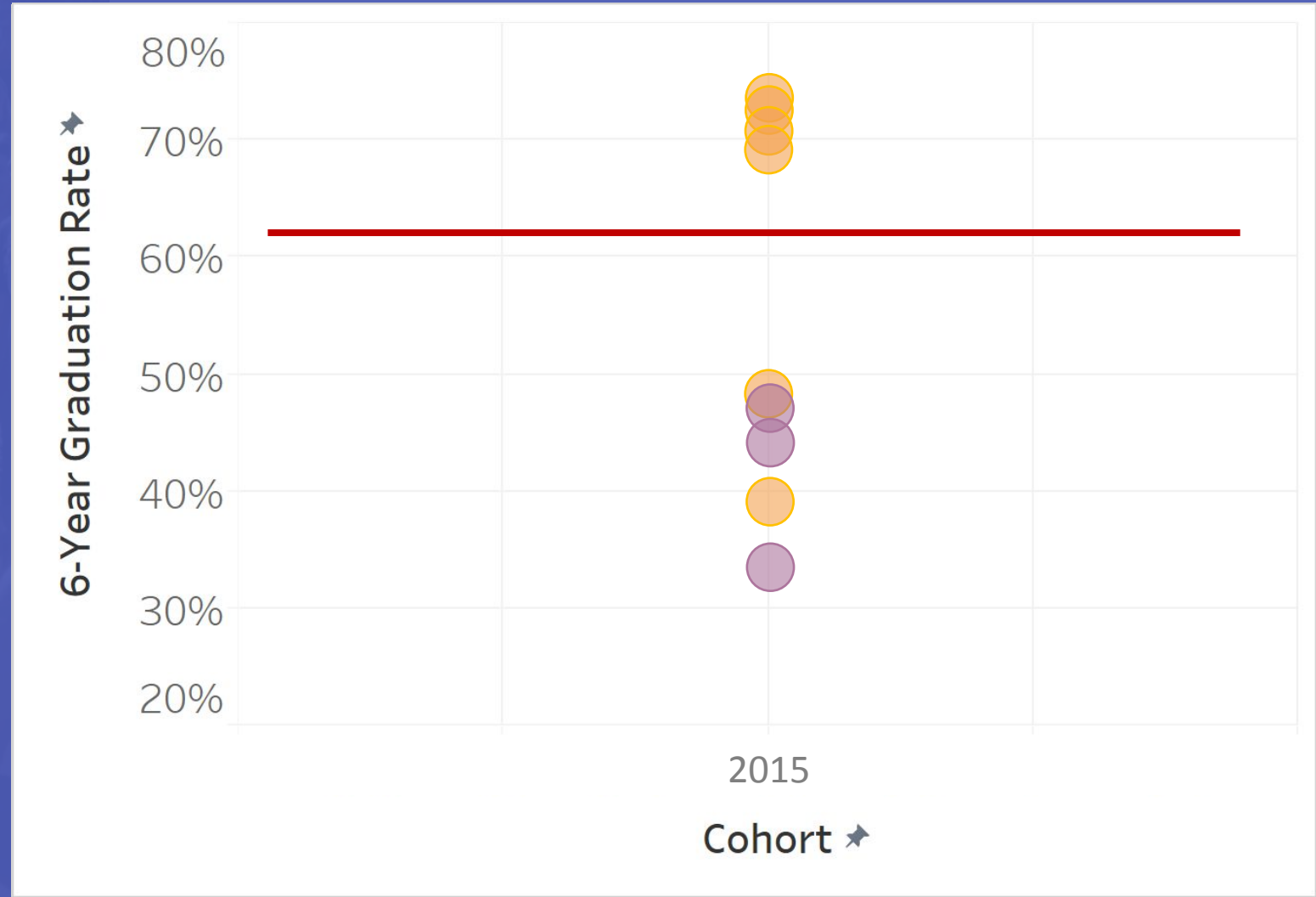
NOTE: 6-yr graduation data for 2015 cohort are preliminary

First-time Student 6-Year Graduation Rate



NOTE: 6-yr graduation data for 2015 cohort are preliminary

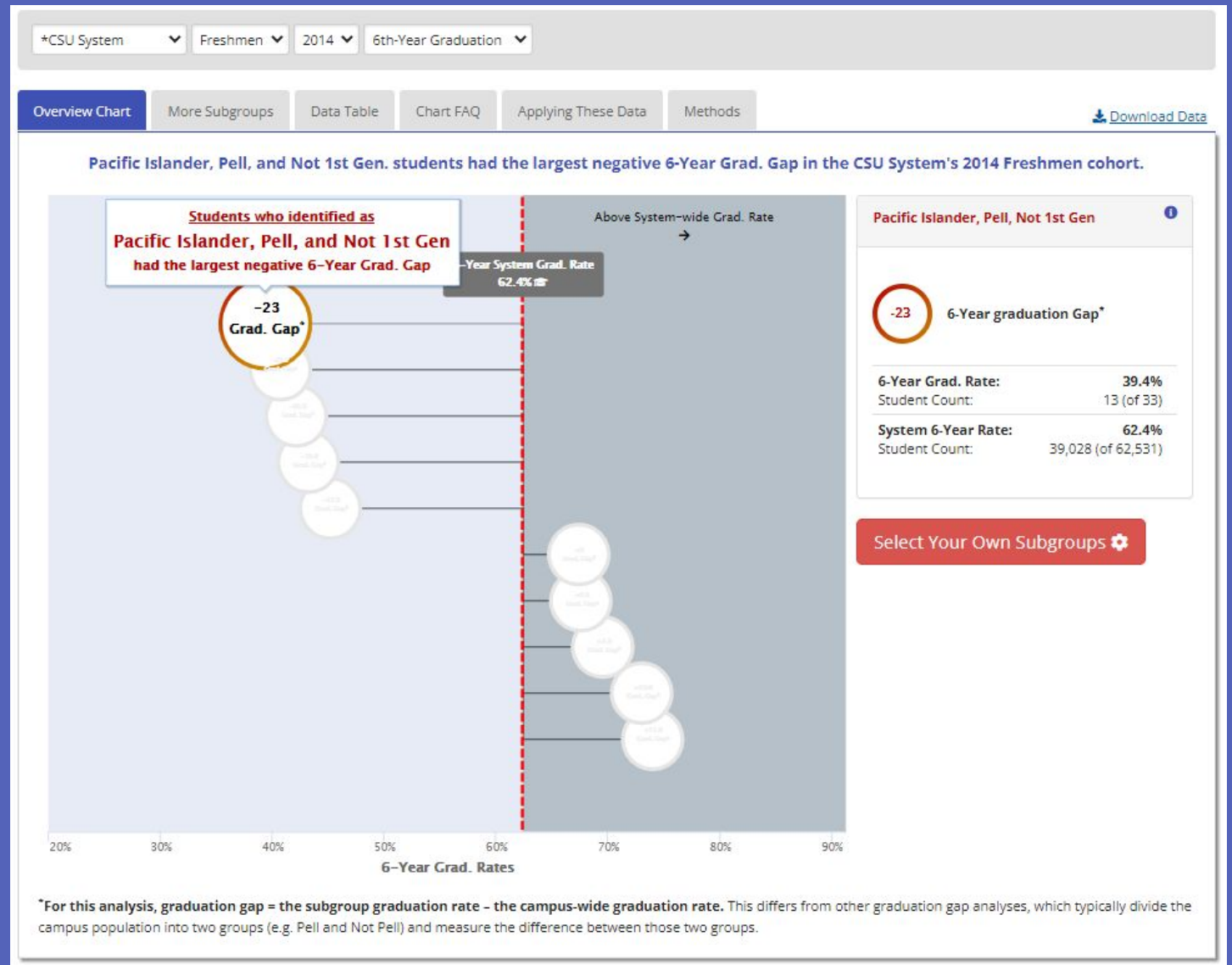
First-time Student 6-Year Graduation Rate



Underrepresented Minority

Non-Underrepresented Minority

VIEWING OVERLOOKED EQUITY GAPS



<https://csusuccess.dashboards.calstate.edu/public/student-diversity/intersectionality>

VARIABLES OF INTEREST

Dreamers

Veterans

Disabilities

ADDITIONAL ANALYSES

Significance Testing

Effect Size

WHERE TO REACH US?

EMAIL

elacno@calstate.edu | rstripling@calstate.edu

WEBSITES

www.equitymindedanalytics.com

<https://www.calstate.edu/csu-system/why-the-csu-matters/graduation-initiative-2025/Pages/Leading-with-Data.aspx>

Partner with Us: Actionable Data

The CSU is committed to utilizing evidenced-based decision making in support of our students' success. The tools below are meant to engage our partners, foster cultures of inquiry, and help all stakeholders in this enterprise identify and pursue those changes with the greatest potential to benefit our students.




For Faculty, Staff and Administrators

the Student Success Dashboard

Solutions

Our family of solutions democratize data access, build cross-departmental communities of inquiry, and deliver customized insights to faculty.


Student Success Dashboards



Move from insight to action with an intuitive suite of data analyses and visualizations for faculty, staff, and administrators across your campus.

[Learn More →](#)


Student Success Analytics Course



Build professional capacity in equity-minded decision making while fostering cross-departmental cultures of inquiry.

[Learn More →](#)


Course Equity Portal



Empower faculty to gain equity-minded insights about the courses they teach.

[Learn More →](#)

Community Partner Dashboards



Strengthen partnerships with high school, community college, and faith-based organizations through customized public dashboards.

[Learn More →](#)

Numbers

REMINDER: COMPLETE YOUR SESSION EVALUATIONS

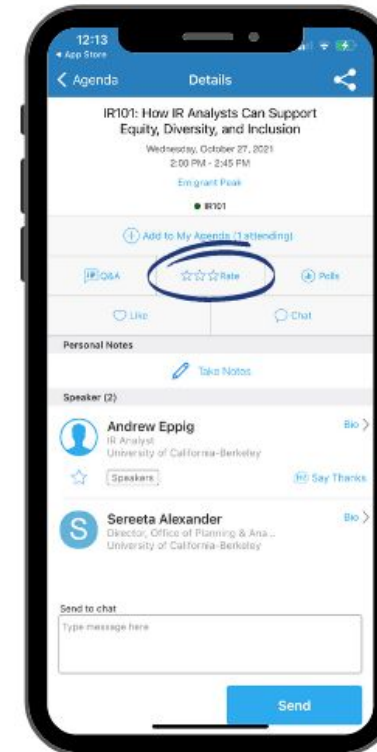
Any
Questions?



OPTION 01

Home - Feedback

- Navigate to the **Home** page
- Click on **Feedback**
- Select **Session Feedback**
- Select the name of the session that you attended



OPTION 02

Agenda - Session

- Navigate to **Agenda** on the bottom menu
- Select session name
- Click ☆☆☆ **Rate**