


CSU FULLERTON'S STUDENT SUCCESS DASHBOARD

2013 CAIR Conference


Ed Sullivan, Ph.D. (esullivan@fullerton.edu)
Afshin Karimi (akarimi@fullerton.edu)

11/21/2013

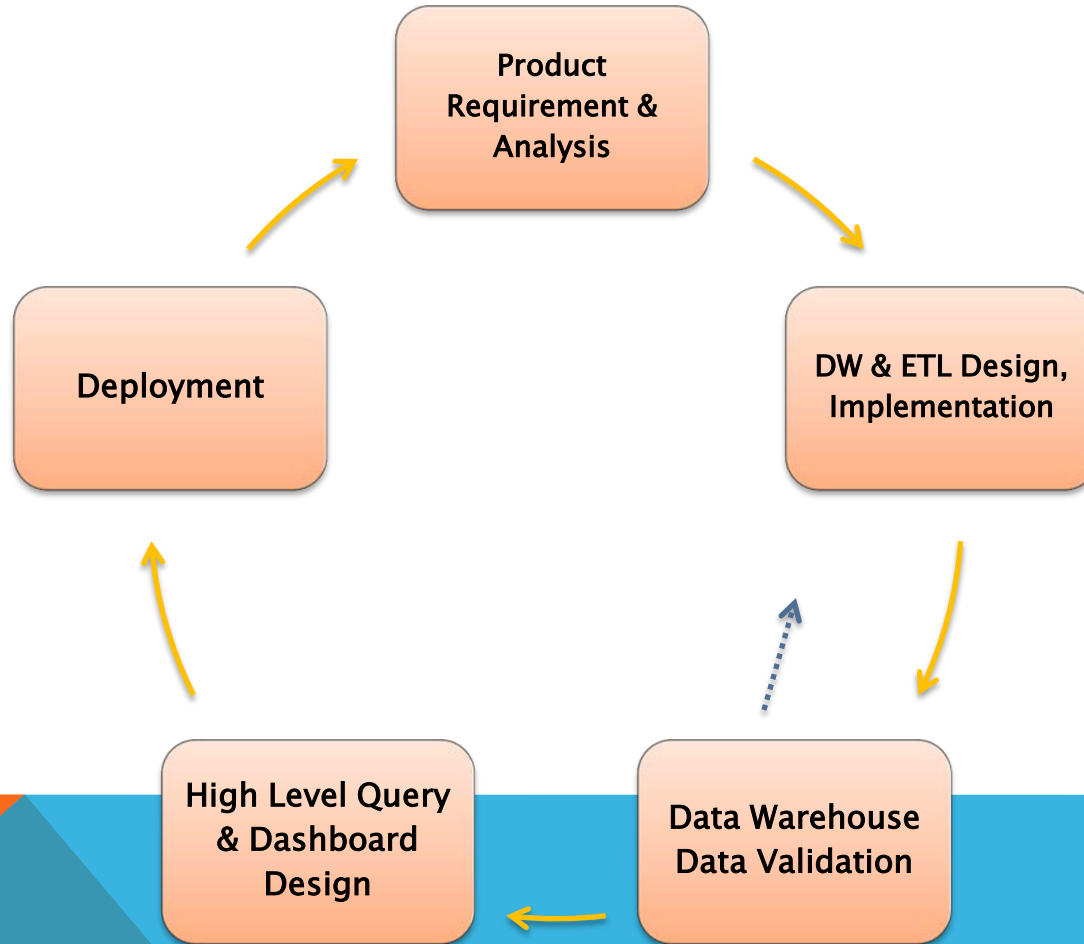
INTRODUCTION

- Collaborative effort between Institutional Research and Information Technology departments
 - Cohort based (key indicators displayed both for first-time, full-time freshman and new transfer cohorts)
 - Using OBIEE platform
- 

DASHBOARD DESIGN CRITERIA

- Easy to understand/interpret format
 - Use of visual components for key indicators
 - High level (drillable) cohort summary display
 - Detail tables with relevant & up-to-date information
 - Different levels of user authorization
 - Single sign-on authentication
- 

PRODUCT DEVELOPMENT LIFECYCLE



KEY PERFORMANCE INDICATORS

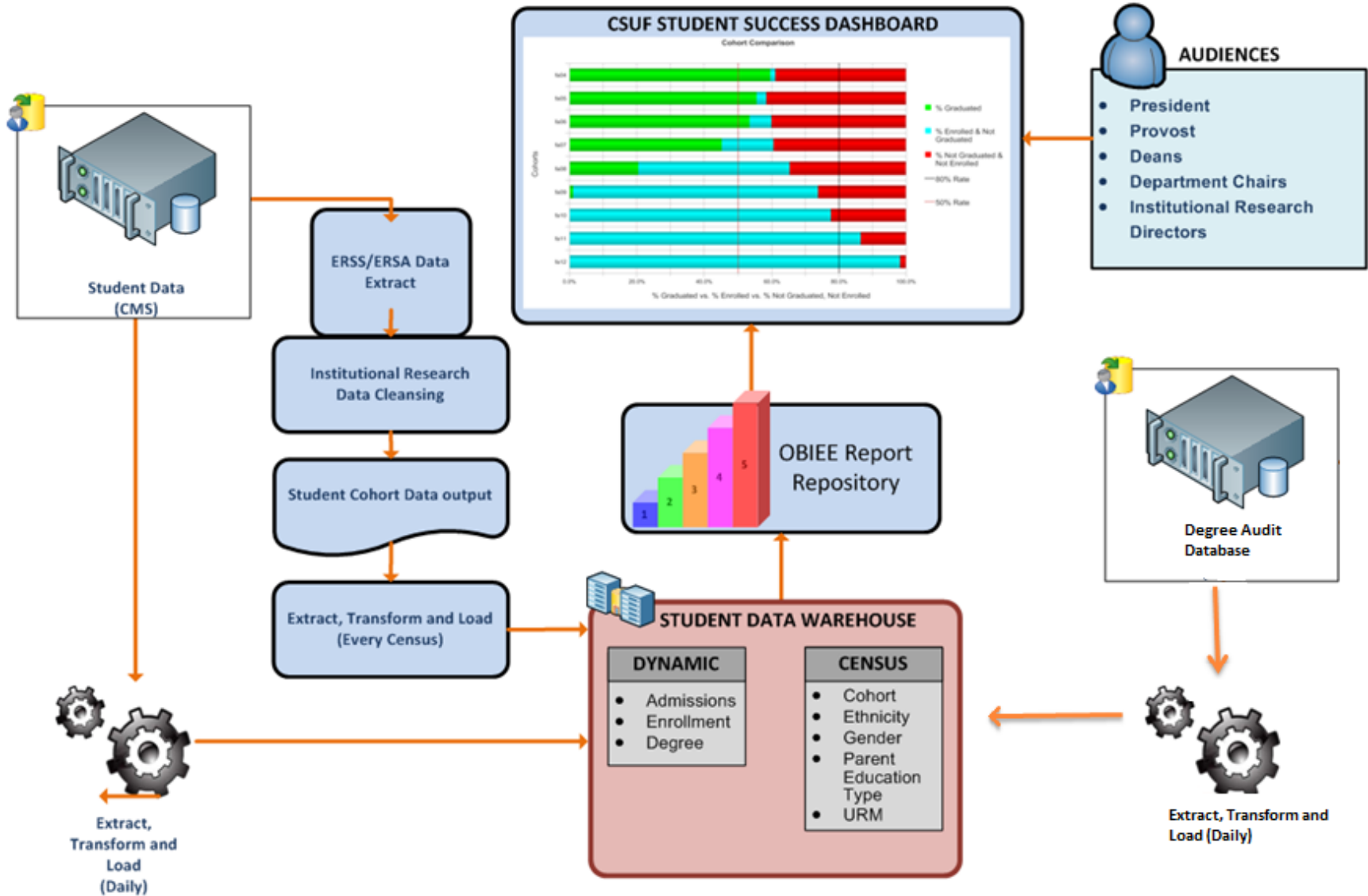
Three key indicators tracked for a given cohort are the number of students who:

- **Have graduated**
- **Are currently enrolled**
- **Have neither graduated nor are currently enrolled**

The above key indicators are relevant, up-to-date, mutually exclusive



OVERVIEW



Live Demo



CAMPUS FEEDBACK...

> I "graduated" three more students today. And made it possible for five more to graduate in August if they "do the right thing" in summer. :)

**–Dr. Kari Knutson-Miller
Chair of Child and Adolescent Studies**

NEXT STEPS...

- Integrate degree audit data into dashboards (currently only have status of the audit and date it was run)
- Integration with student co-curricular activities database
- Graduate Students Success Dashboard

QUESTIONS????