IPEDS Updates

PRESENTED BY:

KRISTINA M. CRAGG, PH.D.

ASSOCIATE VICE PRESIDENT OF INSTITUTIONAL RESEARCH

ASHFORD UNIVERSITY

KRISTINA.CRAGG@ASHFORD.EDU

CONTENT FROM:

NATIONAL CENTER FOR EDUCATION STATISTICS

U.S. DEPARTMENT OF EDUCATION

Agenda

- Introductions
- 2013-14 data collection
- Handy things to know about survey components
- 2014-15 proposed changes
- New data release protocol
- IPEDS tool news
- Your Questions

2013-14 Data Collection

2013-14 Data Collection Calendar

	Registration	Fall (6 wks)	Winter (9 wks)	Spring (17 wks)
Open date	Aug 7	Sept 4	Dec 11	Dec 11
Keyholder close date		Oct 16	Feb 12	Apr 9
Coordinator close date		Oct 30	Feb 26	Apr 23
Includes	Registration Mapping Institution ID IC-H	IC C E12	SFA **GR** **GR200**	EF F HR

Extended

Prior Year Revision System

- Components will be open for revision during their regular data collection period
  - Example: Revisions to the Completions component will need to be made during the fall collection period.
  - GR, GR200 will move to winter in PYR

- Net price data will not be revised in the PYR system

2013-14 Changes

- ***Have been approved*** by the Office of Management and Budget (OMB) for implementation in 2013-14
- Changes have been posted in Data Provider Center and Help menu
- Two changes, both timing changes, not changes in data collected

Move GR & GR200 to Winter

- Action:
  - Move both components from Spring to Winter in 2013-14
  - No change to data collected, only to timing of collection

- Why?
  - Pressure to release current grad rates earlier
  - 11/07 Calendar TRP suggested moving GR to "late Winter" collection (approx Nov 1 – Feb 1)
  - Winter was extended in 2010-11 to early Feb

Move GR & GR200 to Winter

- Impact
  - Due in February, rather than April
  - 3 components in Winter + 3 in Spring (instead of 1 in Winter + 5 in Spring)
    - Help balance out institutional reporting loads
    - Spread out Help Desk load more evenly

Move Revision of PY COA to SFA

- Cost of attendance (COA) from IC is used in calculating institution's average net price
- In 2012-13, institutions revised prior year COA on IC in Prior Year Revision System in Fall
- Starting 2013-14, these will be revised in current year SFA in Winter
  - 2012-13, 2011-12, 2010-11
- No change to data elements, only to where and when they can be revised

Move Revision of PY COA to SFA

- Why?
  - In order to improve the calculation of average institutional net price, keyholders will now be able to revise/verify the COA data at the same time they
    - Submit the financial aid data on SFA
    - See the net price calculation
- Impact
  - New screen will be added to SFA

Move Revision of PY COA to SFA

	PY1	PY2	PY3
In-district, in-state, out-of-state			
Tuition	Preload	Preload	Preload
Required fees	Preload	Preload	Preload
Books & Supplies	Preload	Preload	Preload
On campus, off campus w/family, off campus not w/ family			
Room & Board*	Preload	Preload	Preload
Other expenses	Preload	Preload	Preload

Handy Things to Know about the Survey Components

2013-14 AND BEYOND

Institutional Characteristics

- Estimated Fall Enrollment is going away!
- Distance education is still misunderstood
- Changes to CoA will be able to be made in SFA
- No prior year IC changes for anything except Admissions

Student Financial Aid

- Change net price calculator related data on the SFA survey
- No prior year changes for net price data

Completions

- For 2012-13, items were added relating to:
  - Distance Education
  - Unduplicated counts of completers

Completions

Distance Education

- For each CIP, IPEDS asked "Is this program offered as a distance education program?" Two reporting issues arose:
  - Some respondents did not see this added question at the bottom of the CIP screen
  - Some institutions thought they should only answer YES if that program was ONLY offered via distance education.

Completions

Unduplicated Counts of Completers

- All Completers Page
  - There was some confusion by respondents who were just reporting the number of awards in this section, not the unduplicated count of completers.
  - In addition to edits that make sure the number of completers is not greater than the number of completions, IPEDS is also going to institute an edit to make sure that the number of completers is not **significantly less** than the number of completions.

12-Month Enrollment

- Instructional Activity and FTE – enabling an apples-to-apples comparison across all institutions is the priority
  - FTE as used in IPEDS, and on DFR statistics, is not meant to describe institutions outside of the IPEDS context
  - Institution reported FTE is best used only when it is methodologically necessary
- Doctor's-Professional Practice (DPP) – IPEDS requests a reported FTE, but last year it was commonly mistaken for Instructional Activity

Graduation Rates

- All outcomes (completion, transfer, exclusion, still enrolled) as of 150% of normal time to completion
- Cohort *revisions* are to correct reporting errors; *exclusions* should not be included in cohort revisions

200% Graduation Rates

- These outcomes should be reported for 151%-200% of normal time to completion – do not include students who have already been reported as completers
- Any student from the cohort who has completed between 151% and 200% may be counted as a completer (including those who have already been reported as a transfer or an exclusion)

Fall Enrollment

- Reporting by age is MANDATORY this year
- First-time students are those with NO prior postsecondary experience (regardless of credit earning)
- Distance education enrollment should be reported by the campus offering the distance education course

Finance

- Report on most recent Fiscal Year ending before October 1, 2013
- Data *based* on the institution's general purpose financial statement (GPFS), but may require some modification
- NACUBO Financial Accounting & Reporting Manual (FARM) a key resource

Finance

- Reporting Pell Grant dollars
  - Publics = federal non-operating grant revenue
  - Privates indicate (SQ) if a "pass-through" transaction or as federal grant revenue
    - Pass-throughs should be captured as a student payment for tuition and fees and/or auxiliary revenues
- Reporting Federal Student Loans (FDSL)
  - Captured as student payments for tuition and fees or auxiliary enterprises

Finance

- Allocation of operations & maintenance (O&M), interest, and depreciation across functional expense categories
  - NACUBO resource document to help GASB-reporting institutions allocate

Part E - Expenses by Functional and Natural Classification

		Most recent fiscal year ending before October 2012 Report Total Operating AND Non-Operating Expenses in this section						
		(1)	(2)	(3)	(4)	(5)	(6)	(7)
Line No.	Expenses by Functional Classification	Total amount	Salaries and wages	Benefits	Operation and maintenance of plant	Depreciation	Interest	All other
01	Instruction							
02	Research							
03	Public service							
04	Academic support							

Human Resources

- 2012-13 was a rough year for all
  - SOC
  - Restructuring
- IPEDS asked for assistance for next year
  - KHs: any positions difficult to classify?
  - Trainers: sent suggestions
  - NPEC: report on improving HR
  - NCES: what's possible?

Human Resources

- For 2013-14: No Reporting Changes
- Clarifying screens, instructions, FAQs
- Spanners
  - Faculty Status
  - Academic Rank
- Contracts/employment agreements
  - Multi-year, continuous, at-will
  - Annual
  - Less than annual
- Salary Worksheet
  - Months covered by annual salary: 12, 11, 10, 9

Human Resources

Several Occupational Categories have been renamed, to better describe who should be reported in them:

1. New: Community, Social Service, Legal, Arts, Design, Entertainment, Sports, and Media Occupations (21-0000 + 23-0000 + 27-0000)
2. Old: Community Service, Legal, Arts, and Media Occupations

3. New: Student and Academic Affairs and Other Education Services Occupations (25-2000 + 25-3000 + 25-9000)
4. Old: Other Teaching and Instructional Support Occupations

5. New: Library and Student and Academic Affairs and Other Education Services Occupations (25-4000 + 25-2000 + 25-3000 + 25-9000)
6. Old: Library and Instructional Support Occupations

Human Resources

- Institutions do NOT need to code jobs to 6-digit SOC level for IPEDS reporting
- SOC was not designed with postsecondary education in mind, so specialized tools are necessary
  - CUPA-HR is a great resource
  - Direct file title match

HR – TRP Ideas

- March 2013 (comments due by 7/19)
  - Instructional staff by credit, non-credit – NCES additional research
  - Tenure status for non-instructional staff (mgmt, lib only)
  - Grad Assts – teaching, research, other
  - Stop collecting salary outlays for non-instructional staff
  - New Hires – NCES additional research
- Future
  - Faculty Status – do we need this concept?
  - Continuous, at-will contracts, employment agreements – separate out?

2014-15
Proposed Changes

Proposed Changes to IPEDS for 2014-15 and Beyond

- Included in OMB clearance package
  - For 2014-15 and 2015-16
  - 60-day comment period
  - 30-day comment period

- If approved, proposed changes to IPEDS will be implemented starting in data collection year 2014-15
  - Preview screens available Fall 2013-14

Origins of Changes

- TRP: Academic Libraries, 8/11
- TRP: Data on Veterans, 11/11
- TRP: Alternate Measures of Student Success, 2/12 & 10/12
- TRP: Finance, For-profit Institutions, 8/12
- TRP: Data Collection Calendar, 11/07
- NCES, public comments

Add to IC

- Which of the following are available to veterans, military service members, or their families?
  - Post-9/11 GI Bill, Yellow Ribbon Program
  - Credit for military training
  - Dedicated point of contact for support services for veterans, military service members, and their families
  - Recognized student veteran organization
  - Member of Servicemembers Opportunity Colleges
- URL for tuition policies specifically related to veterans and military service members

Add to IC

- For degree-granting institutions only: screening question for academic libraries data:
  - What are your annual total library expenditures?
    - If annual total library expenditures = 0 there is no additional reporting
    - If annual total library expenditures >0, institution will report Section I of the new Academic Libraries component
    - If library expenditures > 10000, institutions will also report Section II of the Academic Libraries component.

Delete from IC

- Early Fall Enrollment Estimates
  - Full-time and part-time undergraduate students
  - First-time undergraduate students
  - Graduate students
- Why?
  - Data are not of particularly good quality
  - Source of confusion in Data Center
  - Evidence that they're not widely used

Delete from IC

- Delete the items that collect admissions information from IC, and create a separate small component in the Winter collection
- SQ will remain on IC (Do you have an open admissions policy?)
- New Winter component will be collected only from institutions that do not have an open admission policy
- Moving items to Winter will mean all institutions can report data for the most recent fall period

NEW!!! Admissions (ADM)

- Newly separated component in Winter
- Admissions items from IC – nothing new

New!!! Academic Libraries (AL)

- New ***Spring*** component
- Collected only:
  - From degree-granting institutions only
  - If total annual library expenditures > 0

AL

- **Section I: For all degree granting institutions with library expenditures >0 as reported on IC**
- Report all amounts for FY2014
- Question 1

Is the library collection entirely electronic?	**O Yes O No**

AL – Section I continued

- *Question 2 (if Q1=Yes, institution will not see Physical column)*

Library collections/circulation	Physical	Digital/electronic
Books		
Serial titles		
Databases		
Media		
Total	(calculated)	(calculated)
Circulation		

AL

- **Section II: For degree-granting institutions with library expenditures > 10000 as reported on IC**
- Report all amounts for FY2014

Indicate the number of branch and independent libraries (exclude the main or central library	

AL – Section II continued

Expenditures	Amount
Total salaries and wages	
Are staff fringe benefits paid out of the library budget?	○ Yes ○ No
Fringe benefits (if paid by the library budget)	
Materials/services cost	
One-time purchases of books, serial backfiles, and other materials	
On-going commitments to subscriptions	
Other information resources	
Total	(calculated)
Operations and maintenance expenditures	
Preservation services	
All other operations and maintenance expenditures	
Total	(calculated)
Total expenditures	(calcualted)

AL – Section II continued

Interlibrary Services	Number
Total interlibrary loans and documents provided to other libraries	
Total interlibrary loans and documents received	
Does your library support virtual reference services?	

Add to SFA – New Section 2

- Report on 2013-14

Type of benefit/assistance	Number of students receiving benefits/assistance	Total dollar amount of benefits/assistance awarded through the institution
Post 9/11 GI-Bill Benefits		
Undergraduate students		
Graduate students		
Total		
Department of Defense Tuition Assistance Program		
Undergraduate students		
Graduate students		
Total		

New!!! Outcome Measures (OM)

- New Winter component for degree-granting institutions only
- Collect outcome measures data on 4 degree/certificate-seeking student cohorts (as reported in Fall Enrollment)
  - Full-time, first-time students
  - Part-time, first-time students
  - Full-time, non-first-time entering students
  - Part-time, non-first-time entering students

Outcome Measures (OM)

- In the 2014-15 IPEDS Data Collection year, institutions will report on the status of the 2006 entering cohort as of August 31, 2014.

Section I: Establish 2006 Cohorts				
	2006 cohort	Revisions to 2006 cohort	Exclusions from 2006 cohort	Adjusted 2006 cohort
First-time entering				
Full-time	(preloaded)			(calculated)
Part-time	(preloaded)			(calculated)
Non-first-time entering				
Full-time	(preloaded)			(calculated)
Part-time	(preloaded)			(calculated)

OM

Section II: Cohort Status Update

	# of students who received award by 8/31/14	Students who did not receive award by 8/31/14				
		# still enrolled at institution	# who subsequently enrolled at another institution	# of students whose subsequent enrollment status is unknown	Total # who did not receive an award	Total of students who received award and students who did not receive award
First-time entering						
Full-time				(calculated)	(calculated)	(calculated)
Part-time				(calculated)	(calculated)	(calculated)
Non-first-time entering						
Full-time				(calculated)	(calculated)	(calculated)
Part-time				(calculated)	(calculated)	(calculated)

OM

- Academic reporting institutions will report on Fall cohorts; program and hybrid reporters will report on full-year cohorts
- Outcome Measures data collection will begin in 2014-15, with institutions reporting on their 2006 cohorts
- Data will not be disaggregated by race, ethnicity, or gender

Changes to Finance For-profit

- Expanded to align more with what the non-profit institutions are reporting
- Balance Sheet
- Scholarships & Fellowships
- Revenues
  - More detail (i.e. separate federal appropriations, grants & contracts into two categories)
- Expenses
  - More detail (i.e. separate academic support, student services, and institutional support into three categories)

Changes to Finance For-profit

- Expenses, continued
  - The following categories will be allocated across the functional categories and will also be reported as a total amount following the expense matrix used by public and private nonprofit institutions:
    - Salaries and wages
    - Employee fringe benefits
    - Operations and maintenance
    - Interest
    - Depreciation
    - All other
  - Add a new screening question:
    - What is your business structure?
  - Based on the information provided, institutions with the business structure of either C Corporations or LLC will subsequently be asked to report income tax expenses as follows:
    - Total Federal income tax expenditures
    - Total state and local income tax expenditures

Summary, 2014-15

Fall Collection	Winter Collection	Spring Collection
• Institutional Characteristics • Completions • 12-month Enrollment	• Student Financial Aid • Graduation Rates • 200% Graduation Rates • Outcome Measures • Admissions	• Fall Enrollment • Human Resources • Finance • Academic Libraries

New Data Release Protocol

Data Center – Data Releases

- 4 Stages
  - Collection
  - Preliminary
  - Provisional
  - Final
- Outlined in IPEDS Resource Center

Data Center – Data Releases

- Collection Level
  - Data are locked
  - Then they are reviewed by the Help Desk
  - Then they are migrated to the Collection Level Data Center (login available only through the Data Collection System)
  - At Collection Level, any respondent whose data have already been migrated can see their own data, as well as the data for all of the other institutions that have already been migrated

Data Center – Data Releases

- Preliminary Level
  - Soon after an IPEDS data collection cycle closes:
    - A First Look publication based on preliminary data is released
    - Preliminary data are made publicly available through the IPEDS Data Center
  - Preliminary data have been edited but are subject to further NCES quality control procedures
  - Imputed data for nonresponding institutions are not included

Data Center – Data Releases

- Provisional Level
  - After all quality control procedures are complete:
    - The First Look publication is reissued based on the provisional data
    - Provisional data are made publicly available through the IPEDS Data Center
  - Data have been imputed for non-responding institutions
  - Provisional data were previously referred to as “final” or “publicly released” data

Data Center – Data Releases

- Final Data
  - Institutions may submit revisions to data in the subsequent data collection year.
  - After editing of these revised data is complete:
    - Final data are made public through the IPEDS Data Center
    - The First Look publication is **not** reissued
  - Final data were previously referred to as "revised data"

IPEDS Tool News

COLLEGENavigator

- Mobile version!!! Get your phones out!
- Search by programs offered by distance ed

IPEDS

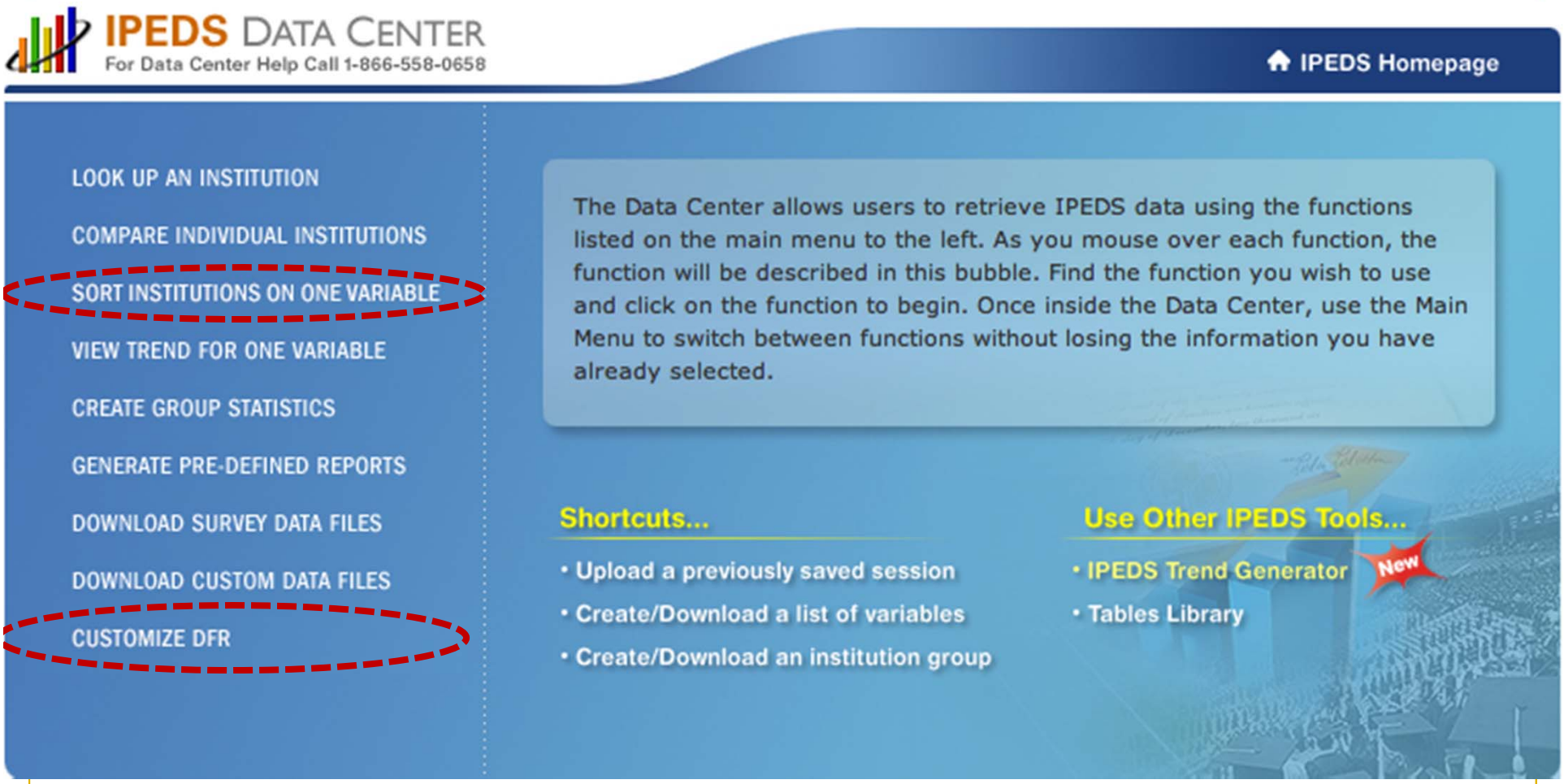
IPEDS DATA CENTER
For Data Center Help Call 1-866-558-0658
IPEDS Homepage
LOOK UP AN INSTITUTION
COMPARE INDIVIDUAL INSTITUTIONS
SORT INSTITUTIONS ON ONE VARIABLE
VIEW TREND FOR ONE VARIABLE
CREATE GROUP STATISTICS
GENERATE PRE-DEFINED REPORTS
DOWNLOAD SURVEY DATA FILES
DOWNLOAD CUSTOM DATA FILES
CUSTOMIZE DFR
The Data Center allows users to retrieve IPEDS data using the functions listed on the main menu to the left. As you mouse over each function, the function will be described in this bubble. Find the function you wish to use and click on the function to begin. Once inside the Data Center, use the Main Menu to switch between functions without losing the information you have already selected.
Shortcuts...
• Upload a previously saved session
• Create/Download a list of variables
• Create/Download an institution group
Use Other IPEDS Tools...
• IPEDS Trend Generator
New
• Tables Library

Data Center

- Compare Individual Institutions
  - Distinction between categorical and continuous variables
    - **Black** = continuous
    - **Blue** = alpha/string
    - **Green** = categorical
  - Value labels download along with file
- Increased efficiency, behind the scenes
- Programs offered data available

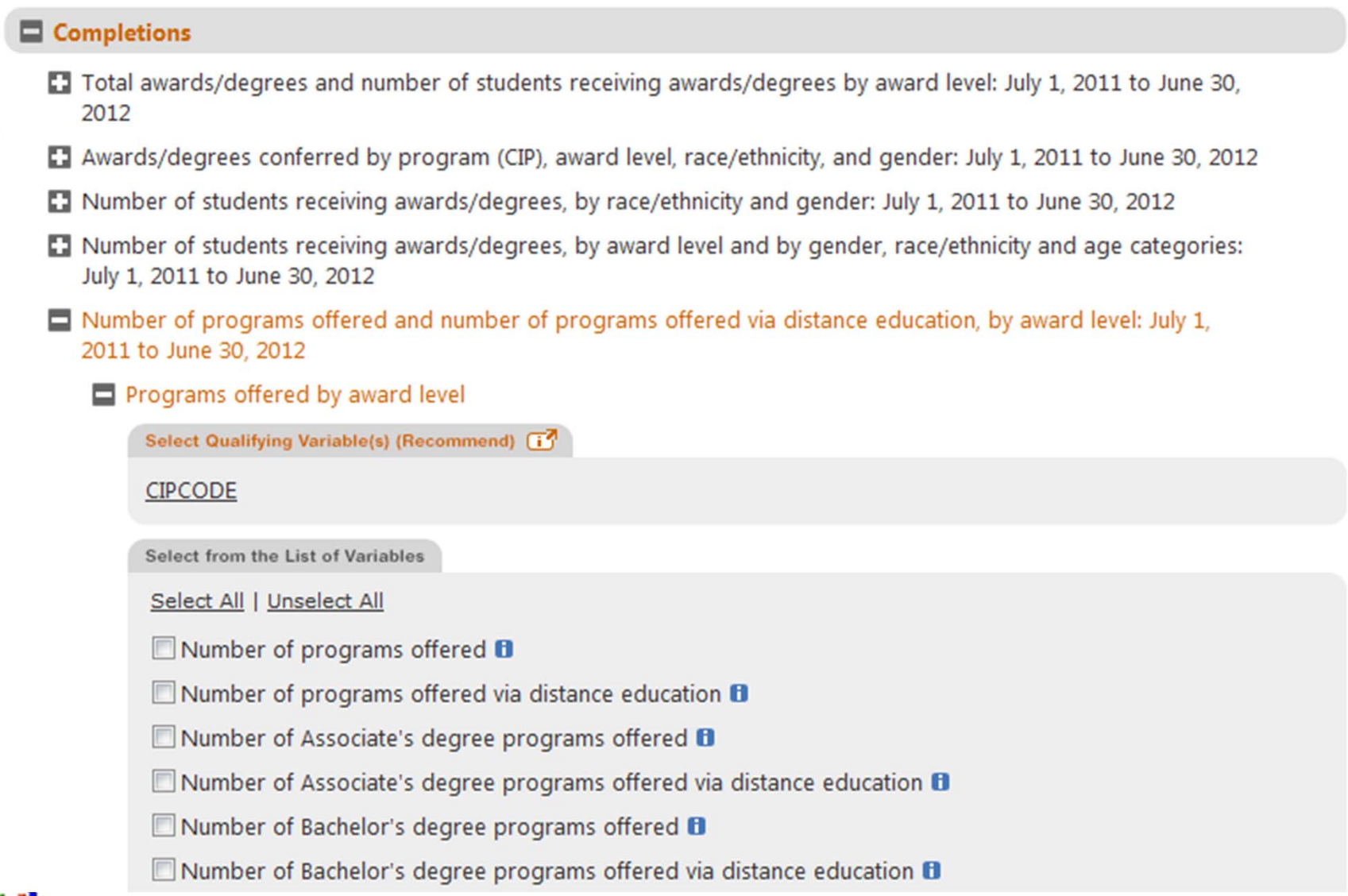

Completions

- Total awards/degrees and number of students receiving awards/degrees by award level: July 1, 2011 to June 30, 2012
- Awards/degrees conferred by program (CIP), award level, race/ethnicity, and gender: July 1, 2011 to June 30, 2012
- Number of students receiving awards/degrees, by race/ethnicity and gender: July 1, 2011 to June 30, 2012
- Number of students receiving awards/degrees, by award level and by gender, race/ethnicity and age categories: July 1, 2011 to June 30, 2012
- Number of programs offered and number of programs offered via distance education, by award level: July 1, 2011 to June 30, 2012
  - Programs offered by award level

Select Qualifying Variable(s) (Recommend)

CIPCODE

Select from the List of Variables

Select All | Unselect All

- [ ] Number of programs offered
- [ ] Number of programs offered via distance education
- [ ] Number of Associate's degree programs offered
- [ ] Number of Associate's degree programs offered via distance education
- [ ] Number of Bachelor's degree programs offered
- [ ] Number of Bachelor's degree programs offered via distance education

IPEDS

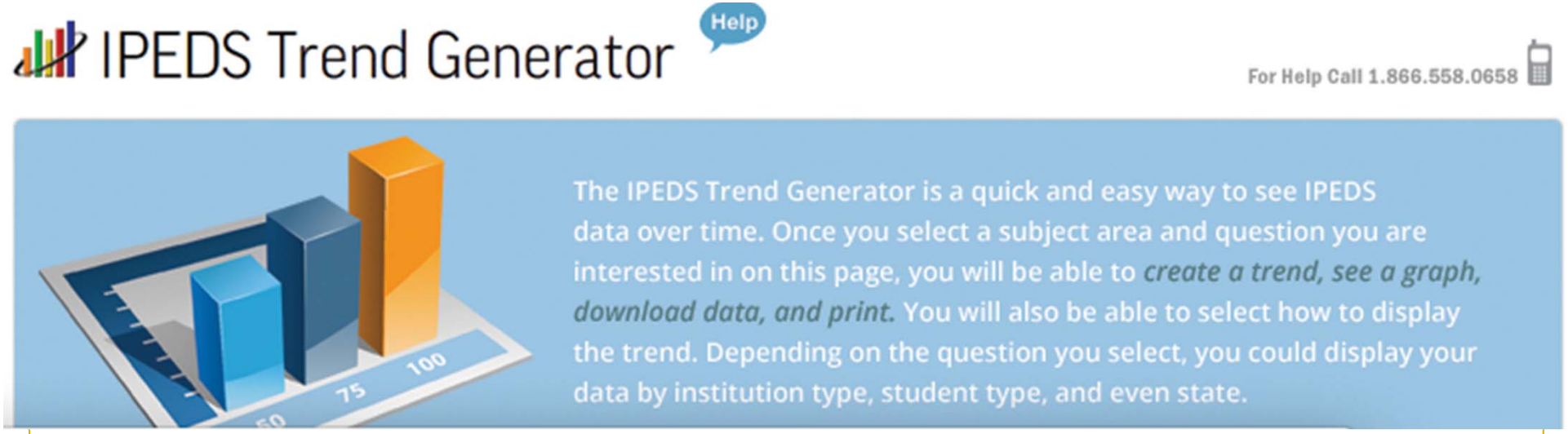

- New questions added
- Filter capability added

Questions?

MANY CAN BE ANSWERED AT THE AIR WEBSITE WWW.AIRWEB.ORG