

International Students in California Higher Education

Robert Cox

UCLA Office of Analysis and Information Management

CAIR San Diego – November 2010

Fiscal Follies & Global Warming

Who is interested in international students?

Margin to the middle of institutional plans

Hunger and thirst for educational opportunity

Meets available capacity...


burdened with increasingly unsustainable
business models

Global Opening... & Closing

- Marginson at Monash and Melbourne
- The “Confucian Zone” & the “China Boom”
- Higher Ed produces “positional goods”
- The “league tables” and limits to growth
- Lessons of the Australian bubble
- A window... open how long?

The California Model

- California Legacy & Reputation
- Final Frontier & Great Attractor
- UCUES opens eyes to international flows
- Robustness of the Master Plan Model
- Exporting Higher Ed grass roots to treetop
- Douglass al. at Berkeley/CSHE



GO WHERE THE WORLD GOES

No matter what your native tongue

Santa Monica College speaks your language, the language of transfer success.

SMC is Number One in transfers to the UC system, USC and UCLA.

SMC hosts one of the largest international student bodies in California with students representing some 114 countries.

So whether you need that one course to graduate, or you want to earn your Associate Degree, this summer and fall, go where the world goes!

They are joined by students from all over the Southland – smart students who know how much they can save over 4-year schools.

More information at www.smc.edu

Santa Monica College
California's No.1 Transfer College

1900 PICO BOULEVARD SANTA MONICA CA 90405 • 310.434.4000

2008-09 International Enrollment by State and Institution Type from Open Doors 2009

| State | Number of Institutions Reporting | | | | | | International Enrollment Overall | | | | | |
|--------|----------------------------------|------|------|------|------|-------|----------------------------------|---------|--------|--------|--------|---------|
| | Doct | Mast | Bacc | Assc | Spec | Sum | Doct | Mast | Bacc | Assc | Spec | Sum |
| CA | 24 | 40 | 16 | 89 | 48 | 217 | 36,530 | 22,427 | 462 | 26,045 | 7,559 | 93,024 |
| NY | 24 | 46 | 34 | 29 | 28 | 161 | 43,998 | 15,660 | 3,616 | 6,961 | 4,640 | 74,875 |
| TX | 15 | 34 | 11 | 54 | 14 | 128 | 31,163 | 9,164 | 589 | 15,370 | 1,844 | 58,130 |
| MA | 12 | 20 | 20 | 12 | 22 | 86 | 23,386 | 3,544 | 1,642 | 1,710 | 3,549 | 33,830 |
| FL | 12 | 12 | 7 | 26 | 11 | 68 | 19,509 | 4,229 | 391 | 5,016 | 1,070 | 30,215 |
| IL | 11 | 22 | 16 | 34 | 17 | 100 | 22,086 | 3,439 | 755 | 2,007 | 1,368 | 29,655 |
| PA | 11 | 43 | 51 | 18 | 12 | 135 | 19,772 | 3,633 | 1,993 | 1,739 | 423 | 27,560 |
| MI | 8 | 13 | 12 | 20 | 12 | 65 | 17,101 | 3,286 | 611 | 1,967 | 680 | 23,645 |
| OH | 12 | 17 | 22 | 26 | 16 | 93 | 15,787 | 2,046 | 1,301 | 1,131 | 509 | 20,774 |
| IN | 6 | 14 | 19 | 16 | 5 | 60 | 13,971 | 2,137 | 655 | 242 | 111 | 17,116 |
| WA | 2 | 13 | 3 | 31 | 2 | 51 | 4,965 | 2,624 | 101 | 8,184 | 72 | 15,946 |
| NJ | 6 | 15 | 2 | 15 | 2 | 40 | 7,436 | 3,626 | 260 | 3,027 | 419 | 14,768 |
| VA | 7 | 12 | 19 | 12 | 3 | 53 | 9,729 | 1,933 | 918 | 1,997 | 35 | 14,613 |
| MD | 4 | 13 | 5 | 13 | 5 | 40 | 7,185 | 2,016 | 184 | 4,405 | 439 | 14,229 |
| GA | 5 | 15 | 16 | 18 | 7 | 61 | 8,403 | 2,487 | 503 | 1,127 | 1,441 | 13,961 |
| NC | 8 | 10 | 26 | 40 | 4 | 88 | 9,427 | 1,083 | 864 | 916 | 46 | 12,335 |
| MO | 6 | 15 | 8 | 15 | 13 | 57 | 6,605 | 3,438 | 328 | 775 | 140 | 11,285 |
| MN | 4 | 14 | 13 | 20 | 8 | 59 | 4,715 | 4,125 | 1,146 | 741 | 135 | 10,861 |
| AZ | 3 | 6 | 2 | 15 | 1 | 27 | 7,829 | 648 | 88 | 1,845 | 361 | 10,771 |
| CT | 4 | 8 | 7 | 11 | 2 | 32 | 6,762 | 1,210 | 503 | 647 | 39 | 9,160 |
| IA | 2 | 6 | 20 | 13 | 4 | 45 | 5,113 | 2,008 | 1,062 | 693 | 140 | 9,016 |
| KS | 3 | 7 | 10 | 18 | 3 | 41 | 5,500 | 1,660 | 117 | 1,270 | 133 | 8,680 |
| WI | 3 | 19 | 8 | 12 | 3 | 45 | 5,801 | 2,133 | 435 | 222 | 70 | 8,660 |
| DC | 5 | 3 | | | 4 | 12 | 6,206 | 2,056 | | | 223 | 8,485 |
| OK | 4 | 7 | 6 | 11 | 1 | 29 | 4,445 | 2,797 | 197 | 898 | 119 | 8,456 |
| TOP 25 | 201 | 424 | 353 | 568 | 247 | 1,793 | 343,423 | 103,409 | 18,721 | 88,934 | 25,566 | 580,051 |
| REST | 70 | 114 | 162 | 151 | 49 | 546 | 51,197 | 19,670 | 10,636 | 7,786 | 2,112 | 91,401 |
| ALL | 271 | 538 | 515 | 719 | 296 | 2,339 | 394,620 | 123,079 | 29,357 | 96,719 | 27,678 | 671,452 |

INSTITUTE OF INTERNATIONAL EDUCATION
2008-09 Educational Exchange Data from *Open Doors 2010*

INTERNATIONAL STUDENTS IN THE UNITED STATES: 690,923 (+ 3%)

OPEN DOORS FACT SHEET: CALIFORNIA

FOREIGN STUDENTS IN THE STATE #1* 94,279 (+ 1.2%)

ESTIMATED FOREIGN STUDENTS EXPENDITURE IN THE STATE \$2,834,000,000

Top 5 Institutions:

| | |
|------------------|-------|
| USC | 7,987 |
| UCLA | 5,658 |
| Stanford | 3,934 |
| UC Berkeley | 3,883 |
| Academy of Art U | 3,534 |

Top 5 Places of Origin (58% of total):

| | |
|-------------|-------|
| China | 16.9% |
| India | 13.3% |
| South Korea | 13.2% |
| Japan | 7.3% |
| Taiwan | 7.0% |

Institute of International Education: Open Doors 2010

INTERNATIONAL STUDENTS: TOP 40 DOCTORATE INSTITUTIONS - 2009-10

| Rank | Institution | State | INTL | TOTAL | % INTL | 1 Year | |
|---------------------|---|-------|----------------|------------------|-------------|---------------|------------|
| | | | | | | Change | % |
| 1 | University of Southern California | CA | 7,987 | 34,824 | 22.9 | 505 | 6.7 |
| 7 | University of California - Los Angeles | CA | 5,685 | 39,750 | 14.3 | 95 | 1.7 |
| 25 | Stanford University | CA | 3,934 | 17,833 | 22.1 | (42) | (1.1) |
| 27 | University of California - Berkeley | CA | 3,883 | 35,811 | 10.8 | 377 | 10.8 |
| California 4 | | | 21,489 | 128,218 | 16.8 | 935 | 4.5 |
| 2 | University of Illinois - Urbana-Champaign | IL | 7,287 | 43,723 | 16.7 | 717 | 10.9 |
| 3 | New York University | NY | 7,276 | 43,208 | 16.8 | 515 | 7.6 |
| 4 | Purdue University - Main Campus | IN | 6,903 | 41,051 | 16.8 | 767 | 12.5 |
| 5 | Columbia University | NY | 6,833 | 24,188 | 28.2 | 148 | 2.2 |
| 6 | University of Michigan - Ann Arbor | MI | 6,095 | 41,674 | 14.6 | 305 | 5.3 |
| 8 | Michigan State University | MI | 5,358 | 47,278 | 11.3 | 601 | 12.6 |
| 9 | University of Texas - Austin | TX | 5,265 | 50,995 | 10.3 | (438) | (7.7) |
| 10 | Boston University | MA | 5,172 | 31,499 | 16.4 | 135 | 2.7 |
| 11 | University of Florida | FL | 4,920 | 50,691 | 9.7 | 189 | 4.0 |
| 12 | SUNY University at Buffalo | NY | 4,911 | 28,881 | 17.0 | 372 | 8.2 |
| 13 | Harvard University | MA | 4,867 | 26,500 | 18.4 | 132 | 2.8 |
| 14 | Indiana University - Bloomington | IN | 4,819 | 42,347 | 11.4 | 254 | 5.6 |
| 15 | Ohio State University - Main Campus | OH | 4,796 | 55,014 | 8.7 | 213 | 4.6 |
| 16 | University of Minnesota - Twin Cities | MN | 4,665 | 51,659 | 9.0 | 545 | 13.2 |
| 17 | Texas A&M University | TX | 4,611 | 48,885 | 9.4 | 53 | 1.2 |
| 18 | Penn State University - University Park | PA | 4,561 | 44,406 | 10.3 | 820 | 21.9 |
| 19 | University of Pennsylvania | PA | 4,522 | 24,474 | 18.5 | (113) | (2.4) |
| 20 | Arizona State University | AZ | 4,483 | 68,064 | 6.6 | 108 | 2.5 |
| Top 40 | | | 181,411 | 1,376,059 | 13.2 | 10,681 | 6.3 |

Institute of International Education: Open Doors 2010

INTERNATIONAL STUDENTS: TOP 40 MASTER'S INSTITUTIONS - 2009-10

| Rank | Institution | State | INTL | TOTAL | % INTL | 1 Year Change | % |
|----------------------|---|-------|---------------|----------------|------------|------------------|------------|
| 1 | San Jose State University | CA | 2,611 | 31,291 | 8.3 | 89 | 3.5 |
| 2 | San Francisco State University | CA | 2,572 | 30,466 | 8.4 | 121 | 4.9 |
| 3 | California State University - Northridge | CA | 2,372 | 35,198 | 6.7 | 150 | 6.8 |
| 4 | California State University - Long Beach | CA | 2,324 | 35,554 | 6.5 | (184) | (7.3) |
| 7 | California State University - Fullerton | CA | 1,742 | 36,262 | 4.8 | (7) | (0.4) |
| 9 | California State University - East Bay | CA | 1,557 | 14,787 | 10.5 | 178 | 12.9 |
| 12 | California State University - Los Angeles | CA | 1,327 | 20,457 | 6.5 | 80 | 6.4 |
| 19 | California State Polytechnic - Pomona | CA | 1,007 | 22,304 | 4.5 | (67) | (6.2) |
| 21 | National University | CA | 971 | 14,485 | 6.7 | 366 | 60.5 |
| 29 | California State University - Sacramento | CA | 827 | 29,244 | 2.8 | 14 | 1.7 |
| California 10 | | | 17,310 | 270,048 | 6.4 | 740 | 4.5 |
| 5 | Rochester Institute of Technology | NY | 1,765 | 15,158 | 11.6 | (17) | (1.0) |
| 6 | Johnson and Wales University | RI | 1,763 | 10,660 | 16.5 | 173 | 10.9 |
| 8 | CUNY Baruch College | NY | 1,629 | 16,160 | 10.1 | (64) | (3.8) |
| 10 | New York Institute of Technology | NY | 1,535 | 10,429 | 14.7 | 11 | 0.7 |
| 11 | St. Cloud State University | MN | 1,348 | 17,685 | 7.6 | (2) | (0.1) |
| 13 | University of Texas - San Antonio | TX | 1,231 | 28,957 | 4.3 | 151 | 14.0 |
| 14 | Fairleigh Dickinson University | NJ | 1,217 | 8,827 | 13.8 | (59) | (4.6) |
| 15 | University of Central Oklahoma | OK | 1,124 | 16,092 | 7.0 | (28) | (2.4) |
| 16 | Missouri State University | MO | 1,072 | 20,616 | 5.2 | 130 | 13.8 |
| 17 | Hawaii Pacific University | HI | 1,029 | 8,084 | 12.7 | 65 | 6.7 |
| 18 | Eastern Michigan University | MI | 1,020 | 22,859 | 4.5 | 14 | 1.4 |
| 20 | Suffolk University | MA | 978 | 9,457 | 10.3 | (49) | (4.8) |
| Top 40 | | | 47,520 | 730,866 | 6.5 | 1,028 | 2.2 |

Institute of International Education: Open Doors 2010
INTERNATIONAL STUDENTS: TOP 40 ASSOCIATE'S INSTITUTIONS - 2009-10

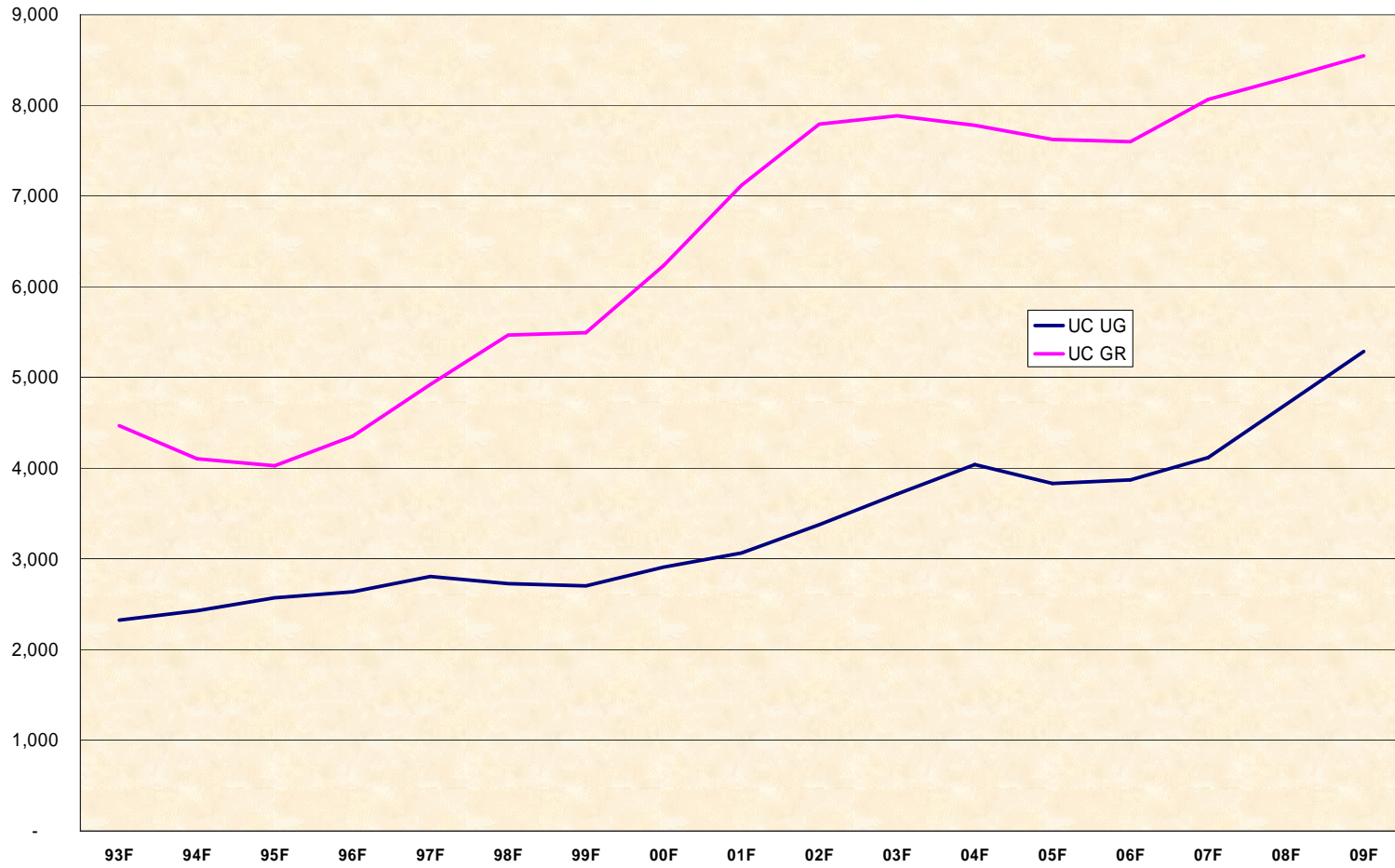
| Rank | Institution | State | INTL | TOTAL | % INTL | 1 Year | |
|----------------------|---|-------|---------------|----------------|------------|--------------|------------|
| | | | | | | Change | % |
| 2 | Santa Monica College | CA | 3,212 | 31,404 | 10.2 | 65 | 2.1 |
| 4 | De Anza College | CA | 2,576 | 25,316 | 10.2 | (19) | (0.7) |
| 9 | Diablo Valley College | CA | 1,508 | 21,205 | 7.1 | 116 | 8.3 |
| 11 | City College of San Francisco | CA | 1,322 | 36,064 | 3.7 | 69 | 5.5 |
| 16 | Foothill College | CA | 1,125 | 18,145 | 6.2 | (111) | (9.0) |
| 17 | Pasadena City College | CA | 1,120 | 26,713 | 4.2 | (44) | (3.8) |
| 18 | Santa Barbara City College | CA | 1,115 | 18,974 | 5.9 | 95 | 9.3 |
| 21 | Orange Coast College | CA | 970 | 24,800 | 3.9 | 99 | 11.4 |
| 23 | Peralta Community College District | CA | 950 | 35,849 | 2.7 | 117 | 14.0 |
| 25 | El Camino College | CA | 921 | 26,398 | 3.5 | 6 | 0.7 |
| 27 | Los Angeles City College | CA | 841 | 17,636 | 4.8 | (89) | (9.6) |
| 30 | East Los Angeles College | CA | 707 | 28,566 | 2.5 | 127 | 21.9 |
| 31 | Grossmont College | CA | 704 | 20,435 | 3.4 | 5 | 0.7 |
| California 13 | | | 17,071 | 331,505 | 5.1 | 436 | 2.6 |
| 1 | Houston Community College System | TX | 6,125 | 49,207 | 12.4 | 545 | 9.8 |
| 3 | Montgomery College | MD | 2,622 | 26,144 | 10.0 | 374 | 16.6 |
| 5 | Lone Star College System | TX | 2,238 | 46,512 | 4.8 | 64 | 2.9 |
| 6 | CUNY LaGuardia Community College | NY | 1,712 | 16,345 | 10.5 | 711 | 71.0 |
| 7 | Miami-Dade College | FL | 1,678 | 59,120 | 2.8 | 461 | 37.9 |
| 8 | Northern Virginia Community College | VA | 1,661 | 45,290 | 3.7 | (2) | (0.1) |
| 10 | Nassau Community College | NY | 1,325 | 21,405 | 6.2 | 157 | 13.4 |
| 12 | CUNY Queensborough Community College | NY | 1,251 | 16,176 | 7.7 | 72 | 6.1 |
| 13 | CUNY Borough of Manhattan Community College | NY | 1,181 | 21,700 | 5.4 | (322) | (21.4) |
| 14 | Seattle Central Community College | WA | 1,178 | 7,849 | 15.0 | (23) | (1.9) |
| 15 | Richland College | TX | 1,147 | 18,201 | 6.3 | (111) | (8.8) |
| 19 | Green River Community College | WA | 1,061 | 8,158 | 13.0 | (16) | (1.5) |
| 20 | Edmonds Community College | WA | 1,018 | 8,822 | 11.5 | 19 | 1.9 |
| Top 40 | | | 51,057 | 943,162 | 5.4 | 2,371 | 4.9 |

Institute of International Education: Open Doors 2010

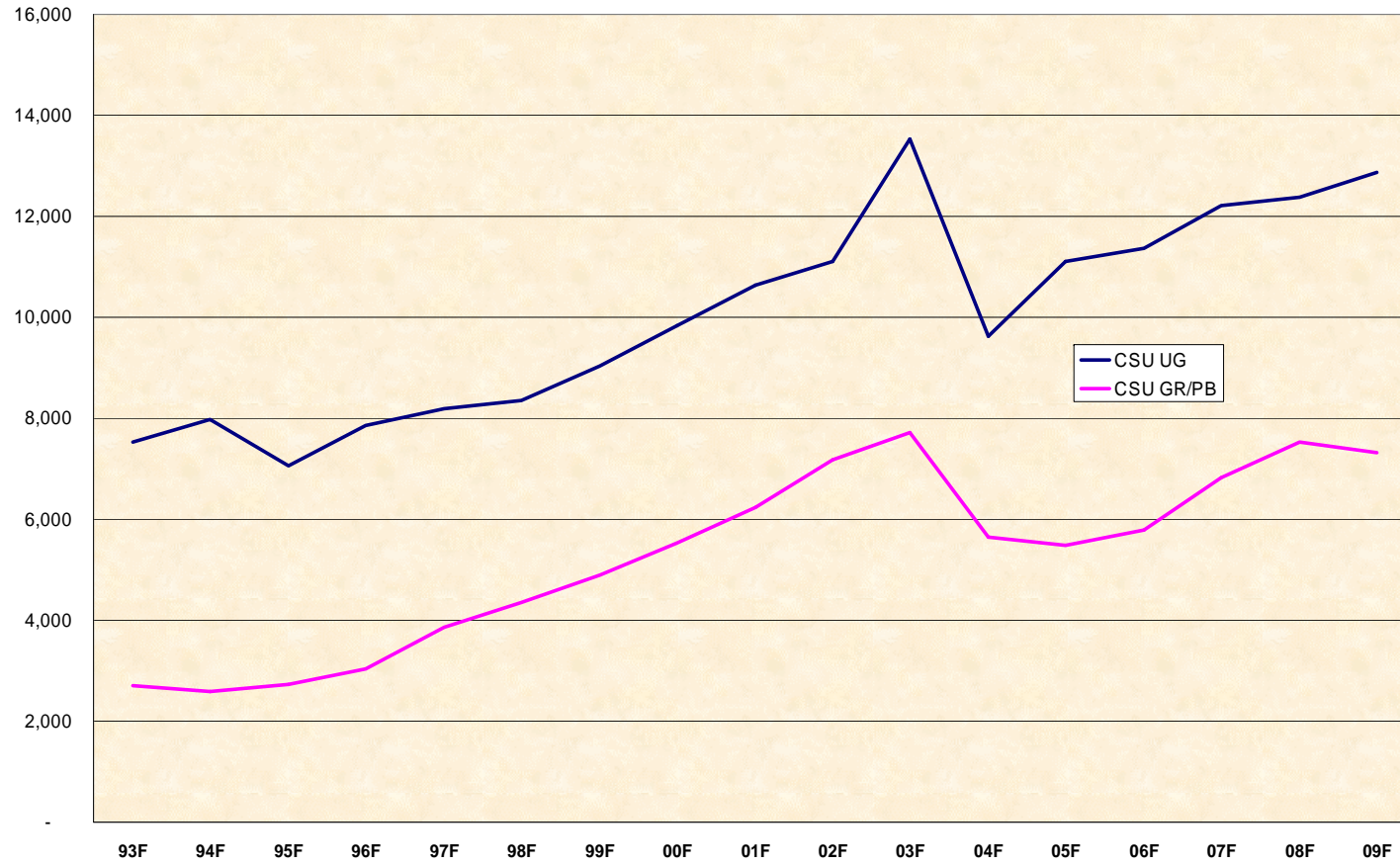
INTERNATIONAL STUDENTS: TOP 40 SPECIALIZED INSTITUTIONS - 2009-10

| Rank | Institution | State | INTL | TOTAL | % INTL | 1 Year Change | % |
|---------------------|--|-------|---------------|----------------|-------------|------------------|-------------|
| 1 | Academy of Art University | CA | 3,534 | 15,791 | 22.4 | 699 | 24.7 |
| 10 | Art Center College of Design | CA | 445 | 1,707 | 26.1 | 15 | 3.5 |
| 13 | Musicians Institute | CA | 310 | 1,470 | 21.1 | (5) | (1.6) |
| 19 | Soka University of America | CA | 198 | 438 | 45.2 | 4 | 2.1 |
| 30 | University of California - San Francisco | CA | 125 | 3,021 | 4.1 | (1) | (0.8) |
| California 5 | | | 4,612 | 22,427 | 20.6 | 712 | 18.3 |
| 2 | Savannah College of Art and Design | GA | 1,072 | 9,906 | 10.8 | (83) | (7.2) |
| 3 | Pratt Institute | NY | 1,039 | 4,830 | 21.5 | (25) | (2.3) |
| 4 | School of Visual Arts | NY | 967 | 3,954 | 24.5 | 93 | 10.6 |
| 5 | Babson College | MA | 853 | 3,426 | 24.9 | 6 | 0.7 |
| 6 | Berkeley College - New York | NY | 791 | 3,802 | 20.8 | 22 | 2.9 |
| 7 | School of the Art Institute of Chicago | IL | 597 | 3,093 | 19.3 | (34) | (5.4) |
| 8 | Southwestern Baptist Theological Seminary | TX | 480 | 2,635 | 18.2 | (30) | (5.9) |
| 9 | U of Texas Health Science Center - Houston | TX | 473 | 2,707 | 17.5 | 44 | 10.3 |
| 11 | Rhode Island School of Design | RI | 400 | 2,360 | 16.9 | (50) | (11.1) |
| 12 | U of Medicine and Dentistry of New Jersey | NJ | 345 | 6,127 | 5.6 | (28) | (7.5) |
| 14 | Baylor College of Medicine | TX | 284 | 1,431 | 19.8 | 49 | 20.9 |
| 15 | Tufts University - The Fletcher School | MA | 270 | 574 | 47.0 | (20) | (6.9) |
| 16 | University of Maryland - Baltimore | MD | 267 | 6,382 | 4.2 | (11) | (4.0) |
| 17 | Franklin University | OH | 220 | 7,942 | 2.8 | (3) | (1.3) |
| 18 | Art Institute of Fort Lauderdale | FL | 207 | 3,110 | 6.7 | (52) | (20.1) |
| 20 | Tufts University - School of Medicine | MA | 175 | 826 | 21.2 | (79) | (31.1) |
| Top 40 | | | 15,526 | 129,766 | 12.0 | 569 | 3.8 |

UC International Undergraduates and Graduate Students -- Fall 1993 to Fall 2009



CSU International Undergraduates and Graduate/Postbac Students -- Fall 1993 to Fall 2009



Global Opening... & Closing

- Marginson at Monash and Melbourne
- The “Confucian Zone” & the “China Boom”
- Higher Ed produces “positional goods”
- The “league tables” and limits to growth
- Lessons of the Australian bubble
- A window... open how long?

Issues and Avenues

- Volatility and vulnerability
- New organizational forms and partners
 - Agents, pathways, credentials, etc.
- Institutional integrity and flexibility
- Academic standards
- Undergraduate vulnerabilities
 - Misinformation, isolation, security.... Youth!